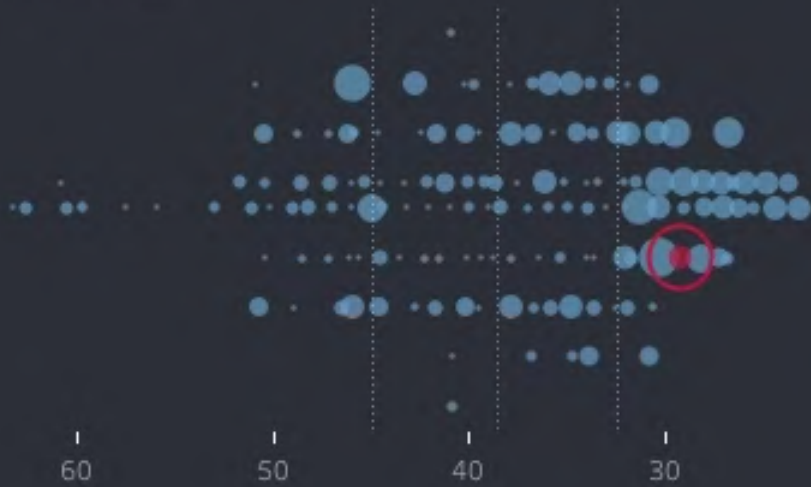


Governments can see how they're doing at present time, how well they, their nation and their populace are doing. All Data included is from 2021-2022.

How to read:

Each circle is a different country around the world and **France** is highlighted in red. The vertical lines mark the gap between the bottom quartile, the median and the upper quartile.



Settings:

- 1. Size by:
 - ☒ GDP per Capita
 - ☐ Population
- 2. Select Country: Fr..

France



distributed.

DATANALYSIS GROUP


2024



Simple, Intelligent, Innovative

Transform your intuitions into informed decisions with quality data. With our tools and services, accelerate your business strategy, reduce your time to market and improve your customers' experience!

[World Data](#) | [The Present](#) par Soha Elghany.



Kids out of School

Rank: N/A

The percentage of Primary aged school children, that are not in school

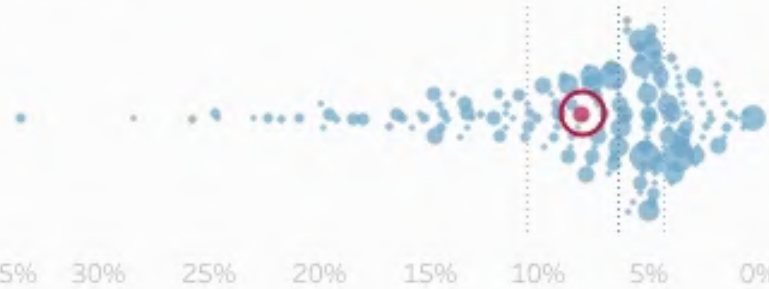


Unemployment

Rank: 108

Score: 8,1%

The percentage of people of working age, who are without work, are available for work and have taken specific steps to find work.




Government Effectiveness

Rank: 25

Score: 1,3

Quality of public services, civil service, policy formation, government commitment (-2.5 to +2.5).






Advanced SQL & Data Warehouse Training

PREPARED BY
STEPHANE MASSON

DATE
13/01/2025

Market Insight


- **90%** of enterprises struggle with data quality issues
- **70%** of data projects fail due to lack of proper SQL and data modeling skills
- Insurance companies face unique challenges with legacy systems and complex data structures
- Modern data architectures require advanced SQL skills for optimal performance



The Challenge

CURRENT REALITY FOR INSURANCE TEAMS

- Complex queries taking too long to develop
- Inefficient data models leading to performance issues
- Limited understanding of modern SQL features
- Difficulty maintaining consistent data warehouse architecture
- Risk of poor data quality affecting business decisions



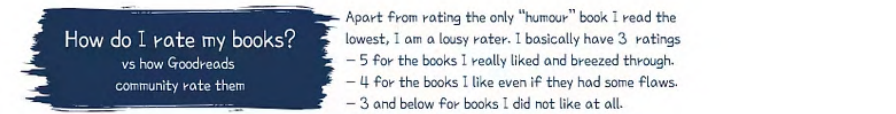
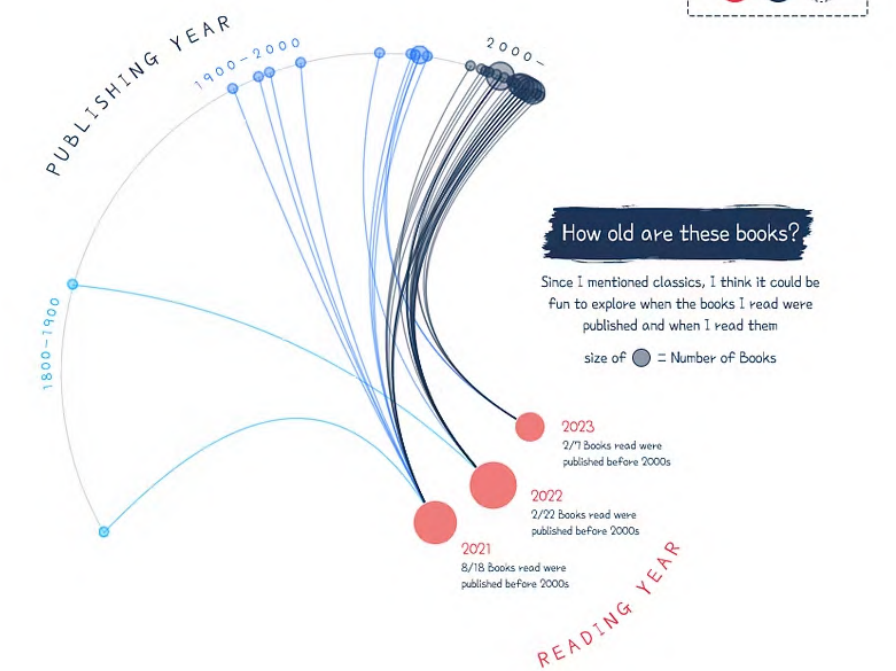
Re-Discovering the LOVE FOR BOOKS

Two Years Ago, if only for boredom than anything else - I decided to start a journey. Well, figuratively. With a new iPad in hand with the Books app, I decided to give reading a go.

I remember inhaling the Nancy Drew, Hardy Boys and Sherlock Holmes books during middle school, but I lost the reading bug since, for a number of reasons not worth mentioning. But I picked the habit again in May of 2021, the height of the pandemic.

Fast forward two years - I think reading is one of my favorite things to do now. I always try to set 30 mins apart for that every day - and usually end up exceeding that limit (as you will witness in the viz). I have ruined sleeps, postponed work and delegated responsibilities - just for the urge to read "one more chapter" (it was worth it)

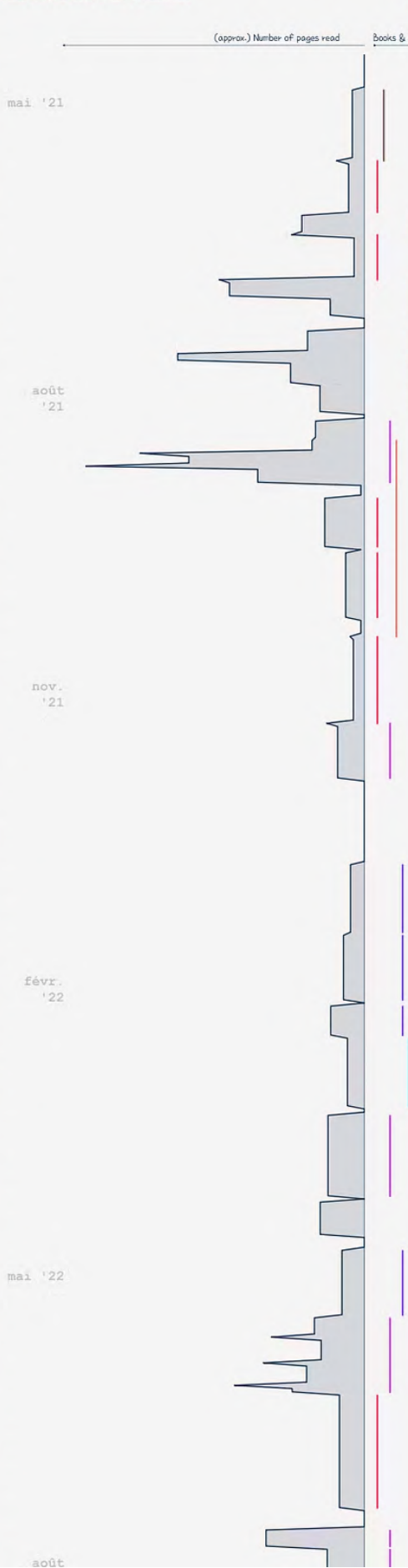
Now I've decided to conjoin my two passions together, finally, in the form of a viz exploring my reading history - and it tells more than what books I have read. It explores how those reads and habits both shape, and are shaped by my lifestyle and mental well-being



the TIMELINE

The genre of the book, the time of the year and several other factors affect my reading speed, and consistency. Explore the same below. One the left you will see the approximate pages read by me on a given day, with the genre of the book(s) on the right

Follow along the path and click to learn more



Our Solution

COMPREHENSIVE 4-DAY TRAINING PROGRAM

- Advanced SQL techniques optimized for insurance data
- Practical ETL implementation workshops
- Modern data warehouse modeling expertise
- Hands-on experience with real-world scenarios

Led by **Manesh**, our Senior Data Expert with extensive insurance sector experience

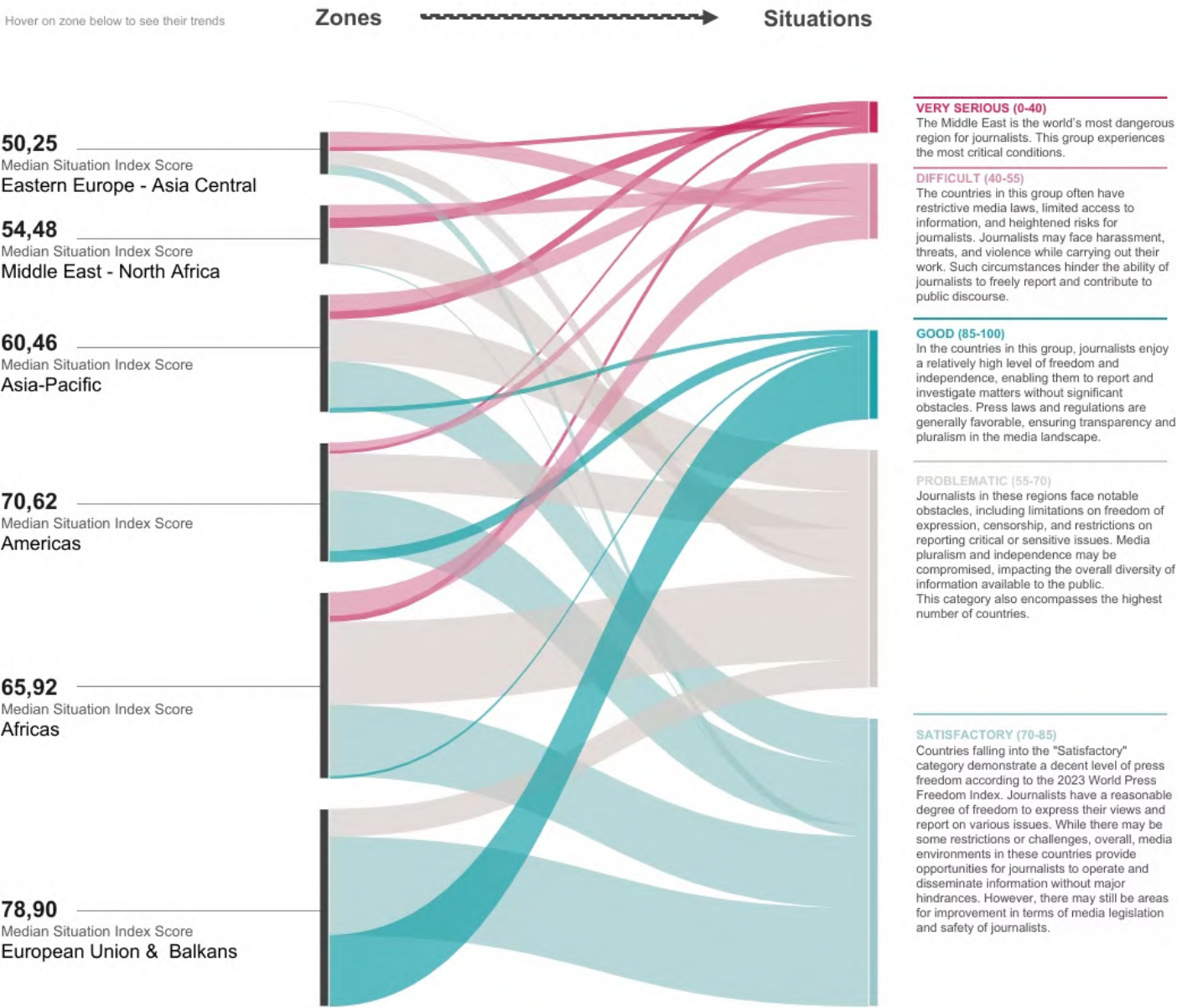
Press Freedom Index

UNDERSTANDING THE WORLD PRESS FREEDOM INDEX

The World Press Freedom Index, compiled by Reporters Without Borders (RSF), ranks 180 countries based on indicators of press freedom. It assesses media independence, pluralism, transparency, and the safety of journalists. It serves as a tool to monitor and compare the state of press freedom worldwide. Lower scores indicate greater press freedom, while higher scores reflect challenges and restrictions faced by journalists. The index is widely used to understand the global landscape of press freedom.

What is happening to Press Freedom?

The free press is under attack from multiple sources. Media outlets are closing their doors, victims to a broken business model. In much of the world, journalism is morphing into propaganda, as governments dictate what can and can't be printed. In the last year alone, hundreds of reporters have been killed or imprisoned for doing their jobs. The UN reports that 85% of the world's population experienced a decline in press freedom in their country in recent years.



Press Freedom Index Scores Across All Countries In 2023

Each circle depict each country in the view. Hover on each country to see more information.

● Very Serious ● Difficult ● Problematic ● Satisfactory ● Good

DIFFICULT (40-55)
According to the 2023 World Press Freedom Index, Press Freedom situation is difficult in 42 countries

SATISFACTORY (70-85)
According to the 2023 World Press Freedom Index, Press Freedom situation is satisfactory in 44 countries.

Training Structure

COMPREHENSIVE 4-DAY TRAINING PROGRAM

• Day 1 - Advanced SQL Training

- Execution Order
- Data Types
- Window Functions
- CTEs
- Temp Tables
- Subqueries
- Pivot and Unpivot
- Indexing and Partitioning
- Joins
- Ranking

Day 2 - ETL

- Types of ETL/ELT process
- Discuss E, T and L
- Setting up ETL
- ODS Layer
- Stored Procedures
- Functions

Press Freedom Index

UNDERSTANDING THE WORLD PRESS FREEDOM INDEX

The World Press Freedom Index, compiled by Reporters Without Borders (RSF), ranks 180 countries based on indicators of press freedom. It assesses media independence, pluralism, transparency, and the safety of journalists. It serves as a tool to monitor and compare the state of press freedom worldwide. Lower scores indicate greater press freedom, while higher scores reflect challenges and restrictions faced by journalists. The index is widely used to understand the global landscape of press freedom.

What is happening to Press Freedom?

The free press is under attack from multiple sources. Media outlets are closing their doors, victims to a broken business model. In much of the world, journalism is morphing into propaganda, as governments dictate what can and can't be printed. In the last year alone, hundreds of reporters have been killed or imprisoned for doing their jobs. The UN reports that 85% of the world's population experienced a decline in press freedom in their country in recent years.

Hover on zone below to see their trends

Zones



Situations

50,25
Median Situation Index Score
Eastern Europe - Asia Central

54,48
Median Situation Index Score
Middle East - North Africa

60,46
Median Situation Index Score
Asia-Pacific

70,62
Median Situation Index Score
Americas

65,92
Median Situation Index Score
Africas

78,90
Median Situation Index Score
European Union & Balkans

VERY SERIOUS (0-40)
The Middle East is the world's most dangerous region for journalists. This group experiences the most critical conditions.

DIFFICULT (40-55)
The countries in this group often have restrictive media laws, limited access to information, and heightened risks for journalists. Journalists may face harassment, threats, and violence while carrying out their work. Such circumstances hinder the ability of journalists to freely report and contribute to public discourse.

GOOD (85-100)
In the countries in this group, journalists enjoy a relatively high level of freedom and independence, enabling them to report and investigate matters without significant obstacles. Press laws and regulations are generally favorable, ensuring transparency and pluralism in the media landscape.

PROBLEMATIC (55-70)
Journalists in these regions face notable obstacles, including limitations on freedom of expression, censorship, and restrictions on reporting critical or sensitive issues. Media pluralism and independence may be compromised, impacting the overall diversity of information available to the public. This category also encompasses the highest number of countries.

SATISFACTORY (70-85)
Countries falling into the "Satisfactory" category demonstrate a decent level of press freedom according to the 2023 World Press Freedom Index. Journalists have a reasonable degree of freedom to express their views and report on various issues. While there may be some restrictions or challenges, overall, media environments in these countries provide opportunities for journalists to operate and disseminate information without major hindrances. However, there may still be areas for improvement in terms of media legislation and safety of journalists.

Press Freedom Index Scores Across All Countries In 2023

Each circle depict each country in the view. Hover on each country to see more infomation.

● Very Serious ● Difficult ● Problematic ● Satisfactory ● Good

DIFFICULT (40-55)
According to the 2023 World Press Freedom Index, Press Freedom situation is difficult in 42 countries

SATISFACTORY (70-85)
According to the 2023 World Press Freedom Index, Press Freedom situation is satisfactory in 44 countries.



Aucun élément sélectionné

Aucun élément sélectionné

Training Structure

COMPREHENSIVE 4-DAY TRAINING PROGRAM

Day 3 - DWH - Dimensional Modeling

- How to build the Dimensional Model
- Star, Snowflake and Starflake schemas
- Architecture of DWH

Day 4 - DWH - Implementation Dimensions and Facts

- Types of Dimensions
- SCDs
- Types of Facts
- Querying
- Loading
- Testing
- Wrap-up

Why Choose Us?

1. Proven Expertise in Insurance

- Successfully trained teams at major insurance companies
- Deep understanding of insurance data challenges
- Practical, hands-on approach with real scenarios
- Expert trainer with industry experience
- Post-training support available

2. We worked with great insurance companies:

- SWAN
- SICOM
- Prudence Créole
- Generali
- CRC

3. Dedicated Expert Team in Mauritius:

- "Our local team's expertise is unmatched, combining global best practices with local insights. This blend ensures you receive responsive, informed support and solutions that are not just effective but also relevant to the Mauritian market."

We are DATA

A Highly Expert Team: Power BI, UI/UX, Data Engineering, Governance
Both in Mauritius for the consultants and in Reunion Island



NEHA MUDUN,
POWER BI AND
UI/UX WIZARD

As the Power BI and UI/UX wizard, Neah seamlessly integrates data analytics and user-centered design.

Proficient in Power BI and UI/UX, Neha transforms complex data into actionable insights and delivers compelling visualizations for informed decision-making.



YASHNA SAYJADAH,
DATA VIZ EXPERT

As a data viz expert and junior data scientist with deep customer project knowledge, Yashna excels in data analysis and dashboard development.

Her expertise in data visualization drives impactful insights, enhancing decision-making through intuitive and user-friendly visual representations.



MANESH BEEKARRY
SENIOR DATA
ENGINEERING

As a senior data engineering expert on the Microsoft platform, Manesh excels in delivering robust data solutions. With deep project knowledge,

He ensures seamless data integration, transformation, and storage, enabling businesses to harness the full potential of their data.



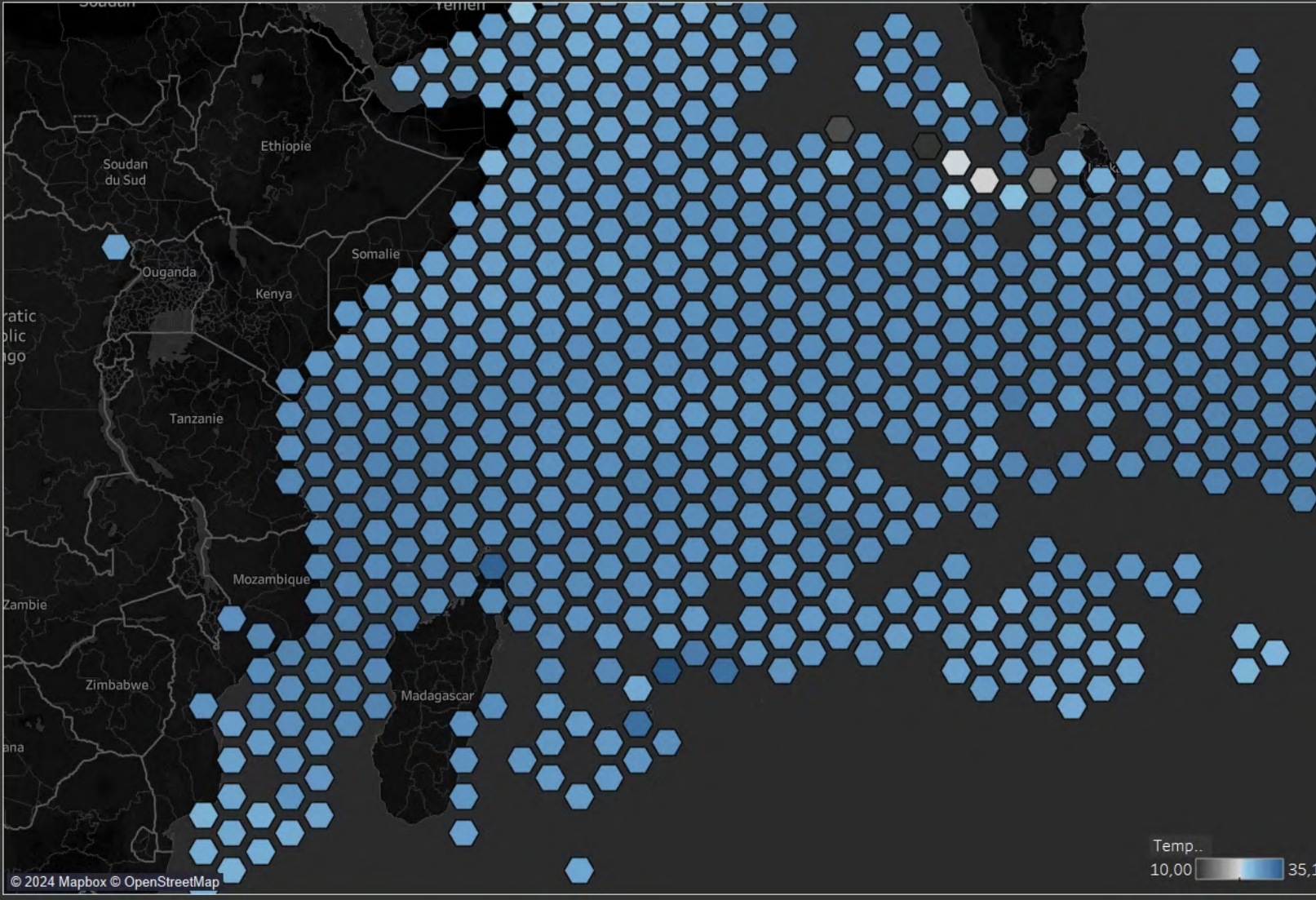
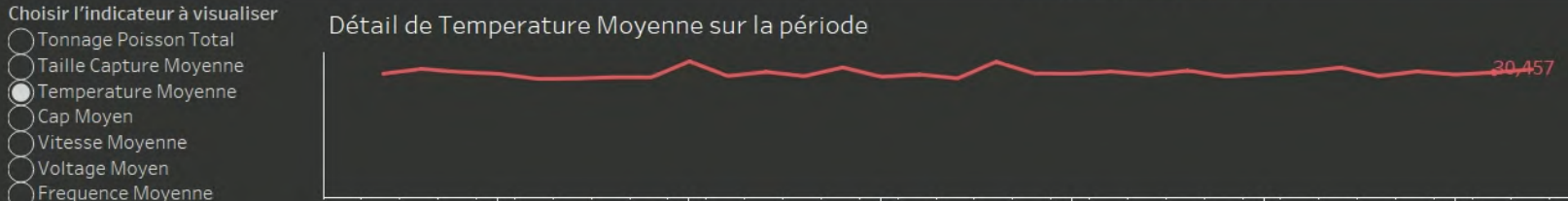
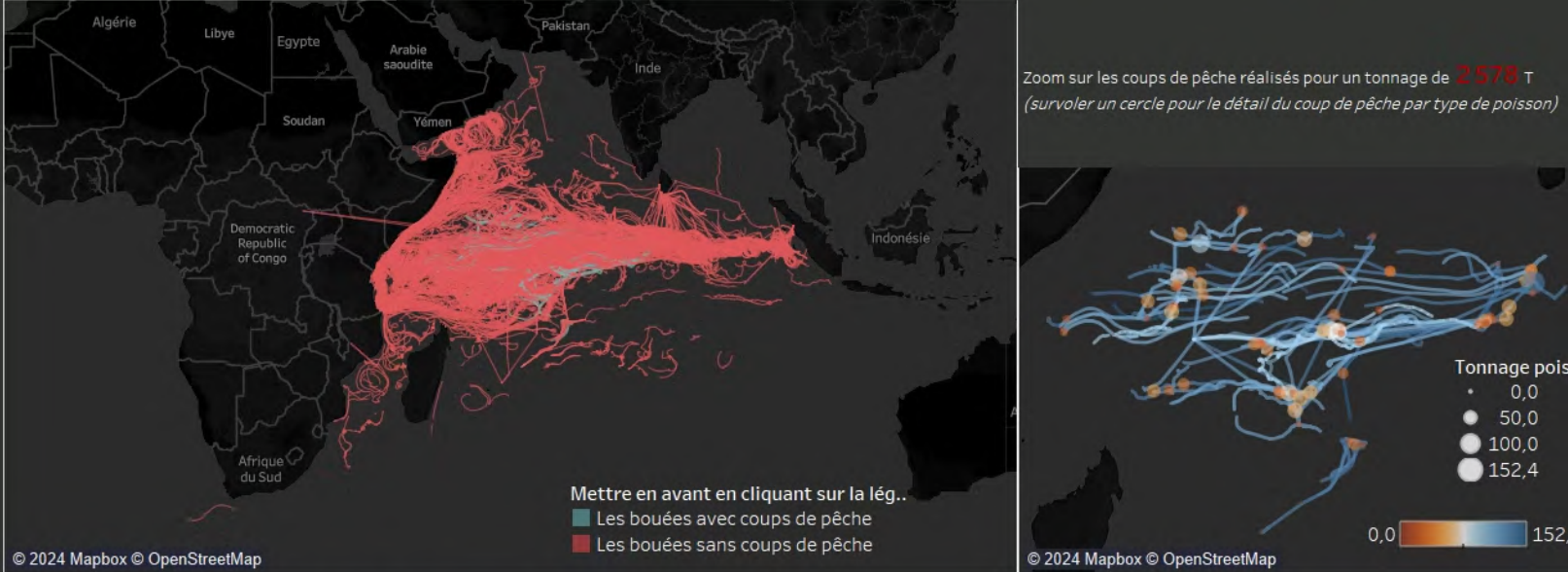
STEPHANE MASSON
SENIOR
FUNCTIONAL LEAD

The Senior Functional Lead, embodied by Stephane Masson, possesses unparalleled expertise in data strategy, analytics architecture, and data modeling.

He excels in steering data projects towards success, creating insightful dashboards, and fostering data-driven decisions.

Faire varier la plage de dates: 1 décembre 2017 à 31 décembre 2017

Entre le 01/12/2017 et le 31/12/2017, 2 641 bouées étaient actives et 2 578 tonnes de poisson ont été pêchés grâce à celle-ci.



Investissement

INVESTMENT IN YOUR TEAM'S FUTURE

- ☐ **Duration:** 4 full days
- ☐ **Capacity:** Up to 8 trainees
- ☐ **Rate:** Rs 45,000 per day (14% discount Special offer)
- ☐ **Location:** On-site at your premises
- ☐ **Materials:** Comprehensive documentation included

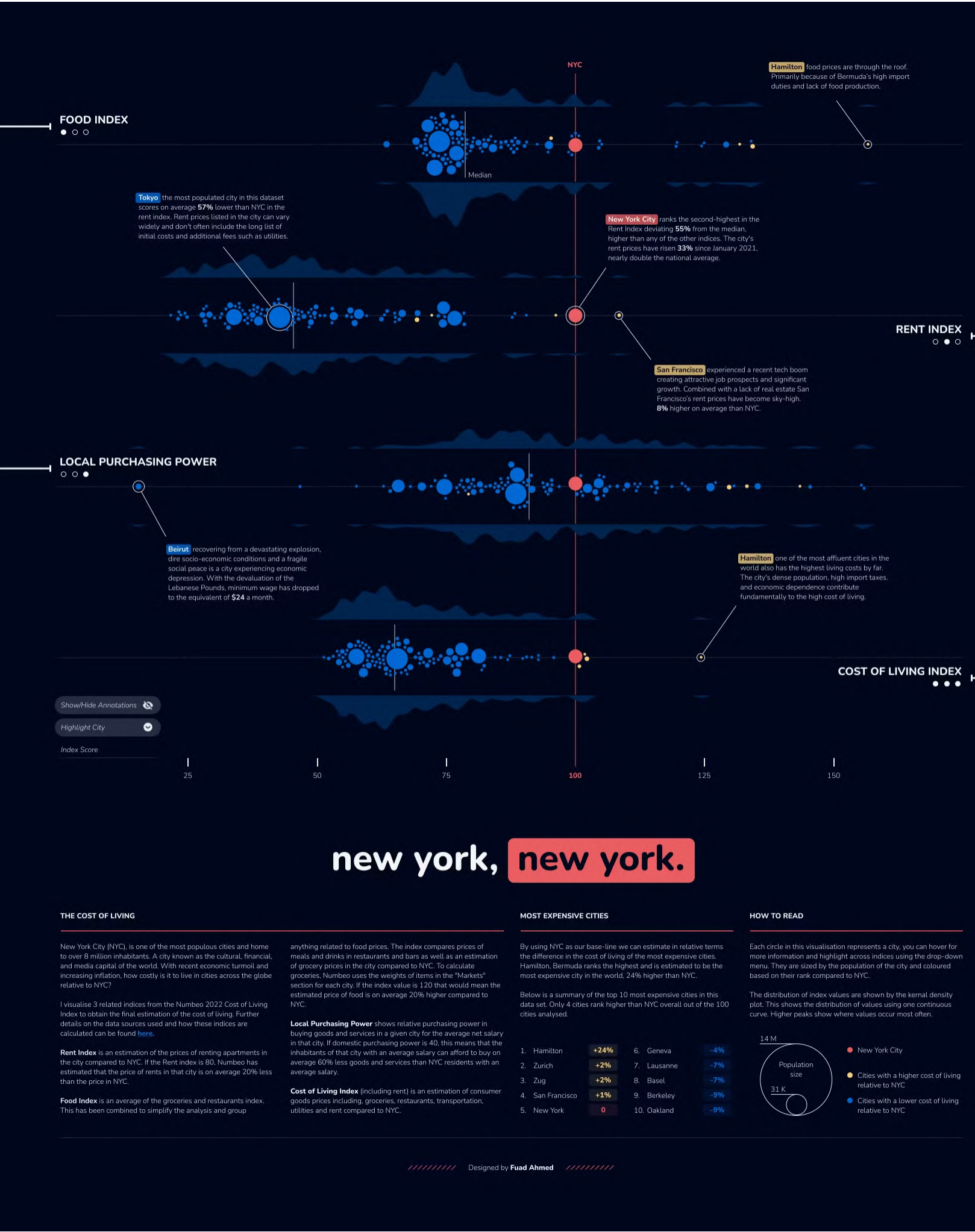
FAQ Slide: Anticipating Your Questions

- **Q: How much SQL experience is required?**
- A: Basic SQL knowledge (SELECT, JOIN, WHERE clauses)

- **Q: Will we work on our actual data?**
- A: We can incorporate your specific scenarios while maintaining confidentiality.

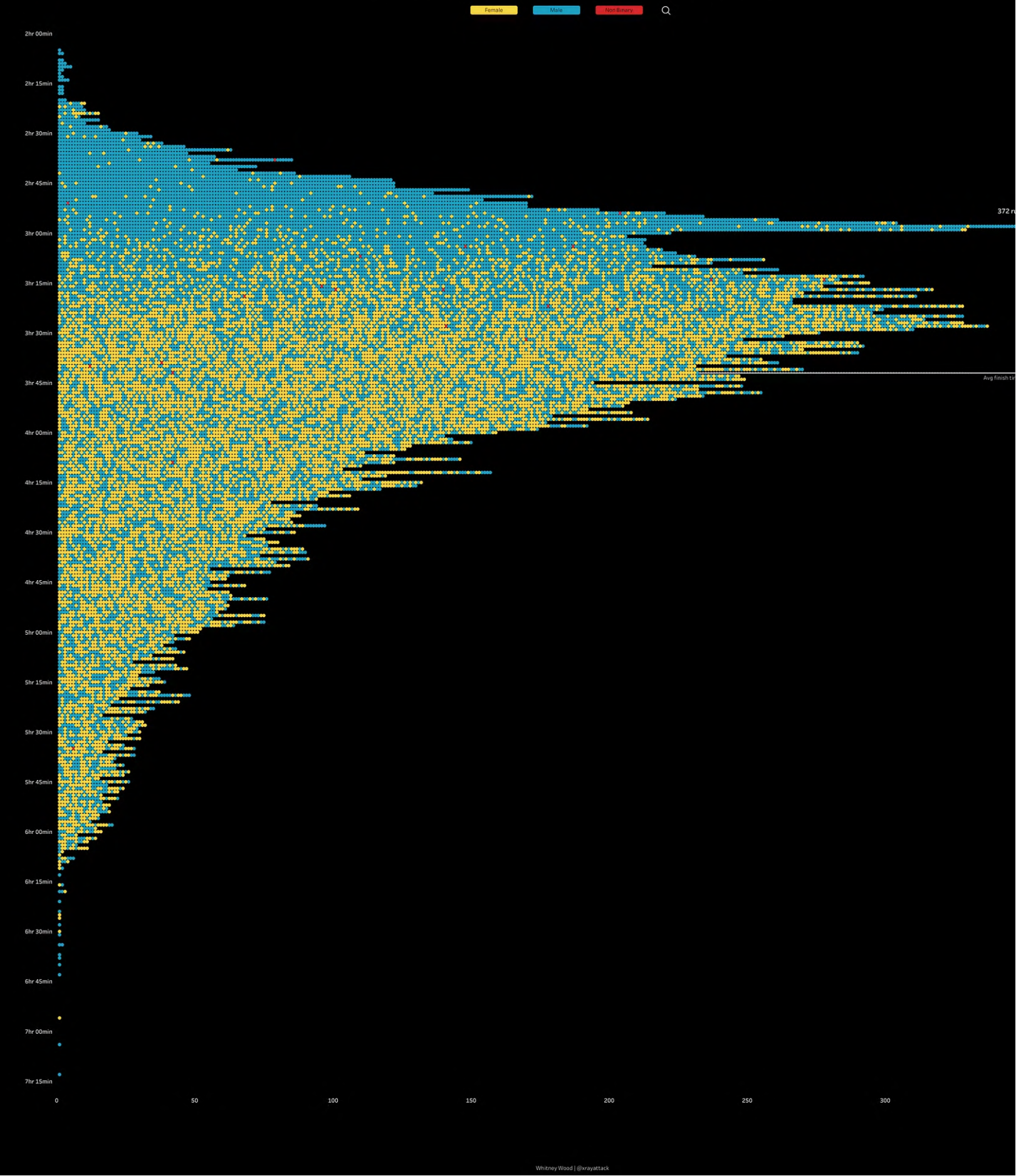
- **Q: Is post-training support available?**
- A: Yes, 2 weeks of email support included

- **Q: Can the content be customized?**
- A: Yes, we can adjust focus areas based on your needs



BOSTON MARATHON MINUTES

2023 finish times by minute for each participant in the Runners group



Next Steps

- ☐ Review and finalize training plan
- ☐ Confirm training dates
- ☐ Share participant information
- ☐ Begin pre-training assessment

[Schedule a Consultation / Sign Up Now](#)

Contact

STEPHANE MASSON

CEO, Datanalysis Group

PHONE

+230 5717 4334

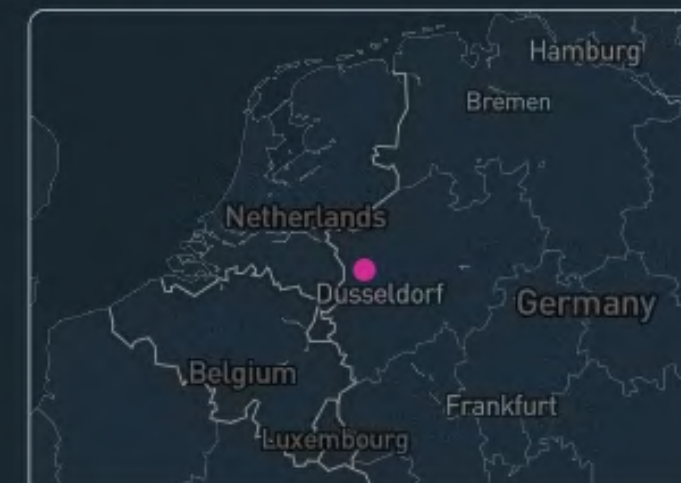
EMAIL

smasson@businesslab.mu

THE ACTUAL POSITION OF THE SUN

This dashboard shows the current position of the sun above or below the horizon in relation to a given location. In the first left visualization you specify the location. This can be changed. The next visualization shows the current time at the location and calculates the position of the sun as well as the sunrise and sunset in real time. On the right side you can see a summary of the sun's course over the whole year. Each disc shows the 1st or the 15th day of a month. One turn of a disc is 24 hours. The „thickness” to the outside or inside shows the position of the sun in degrees in relation to the time.

📍 Where are you?



Moers

Germany

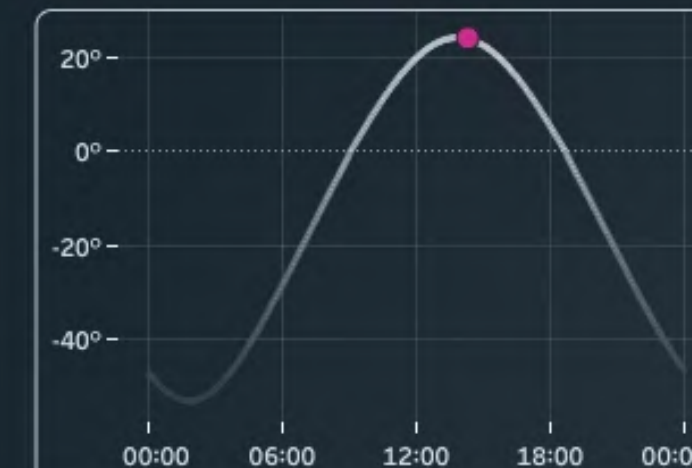
Longitude (+ to E): 6,548°

Latitude (+ to N): 51,457°

Timezone (+ to E): UTC +2

Change Location:

⚙️ Where is the sun?



14:21

12/02/2024

The sun is 24° above the horizon

Sunrise: 08:57

Sunset: 18:38

Total Sunlight Duration: 9Hrs. 41Min.

Created by
Alexander Philipeit

